

Maynard's Groovy Bible Tunes

www.maynardsgroovytunes.co.uk

How to: Download Files from the MGBT Store.

Contents: [Access the Download](#), [Use the Download](#), [Special Notes for iPhone / iPad users](#)

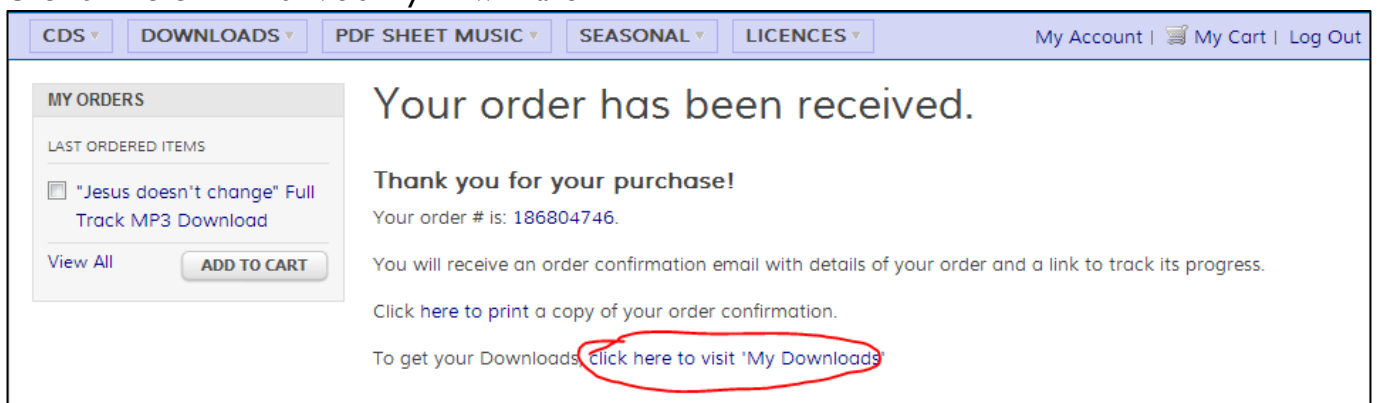
Access the Download

Once your order is complete, there are three ways to access your download:

1. [From the Order Success page](#)
2. [From your "My Account - Downloads" page](#)
3. [From the Order email](#)

1. From the Order Success Page

Click the "click here to visit 'My Downloads' link



Continue with the steps for "**My Downloads**" in the next option...

2. From your "My Account - Downloads" page

Follow this link: <https://www.maynardsgroovytunes.co.uk/store/downloadable/customer/products/>

Or:

This can be accessed by clicking "My Account" from any store page, and logging in:



This takes you to “My Dashboard”, then select “My Downloads” from the menu on the left:

Home **The Jukebox** **Bible Themes** **CDs and Downloads** **Blog!** **HELP! & Info** **Rockin'!**

CDS ▾ DOWNLOADS ▾ PDF SHEET MUSIC ▾ SEASONAL ▾ LICENCES ▾ My Account | My Cart | Log Out

MY ACCOUNT

- Account Dashboard
- Account Information
- Address Book
- My Orders
- Billing Agreements
- Recurring Profiles
- My Product Reviews
- My Tags
- My Applications
- Newsletter Subscriptions
- My Downloads**

My Dashboard

Hello, David Heath-Whyte!

From your My Account Dashboard you have the ability to view a snapshot of your recent account activity and update your account information. Select a link below to view or edit information.

Recent Orders

[VIEW ALL](#)

ORDER #	DATE	SHIP TO	ORDER TOTAL	STATUS	
186804746	21/10/2012		£0.00	Complete	View Order Reorder
186802876	13/10/2012		£0.00	Complete	View Order Reorder
186797674	11/09/2012		£0.00	Complete	View Order Reorder
186792064	03/06/2012		£0.00	Complete	View Order Reorder
186791095	13/05/2012		£0.00	Complete	View Order Reorder

My Downloads

You should now see a page like this:

Home **The Jukebox** **Bible Themes** **CDs and Downloads** **Blog!** **HELP! & Info** **Rockin'!**

CDS ▾ DOWNLOADS ▾ PDF SHEET MUSIC ▾ SEASONAL ▾ LICENCES ▾ My Account | My Cart | Log Out

MY ACCOUNT

- Account Dashboard
- Account Information
- Address Book
- My Orders
- Billing Agreements
- Recurring Profiles
- My Product Reviews
- My Tags
- My Applications
- Newsletter Subscriptions
- My Downloads**

My Downloads

Please refresh the page if your new download isn't listed
- it may take a couple of minutes for it to appear after completing your order.
If you have any problems with downloading a file, please get in touch - [click here](#).

Items 1 to 10 of 41 total Page: 1 2 3 4 5 ▶ Show 10 per page

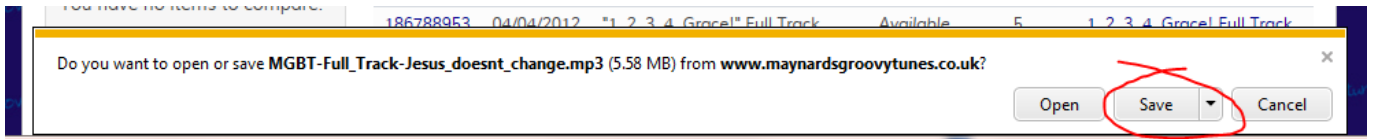
ORDER #	DATE	TITLE	STATUS	REMAINING DOWNLOADS	CLICK TO DOWNLOAD
186804746	21/10/2012	"Jesus doesn't change" Full Track MP3 Download	Available	5	Jesus doesn't change Full Track MP3 File
186802876	13/10/2012	"Hush! There's a baby..." Sheet Music PDF Download	Available	4	Hush! There's a baby... Sheet Music PDF File
186797674	11/09/2012	"Glory to God" MP3 Song Package Download	Available	4	Glory to God MP3 Zip Package File
186792064	03/06/2012	"Fifty Three Verses Six" Sheet	Available	3	Fifty Three Verses Six Sheet

Notice the “Remaining Downloads” – this starts at 5 for everything except the PDF Songbook. To get your download – click the link under “Click to Download” – in this case “[Jesus doesn't change Full Track MP3 File](#)”

What happens now will depend on your “Default Browser”: [Internet Explorer](#), [Chrome](#) or [Firefox](#) (other browsers are similar):

Internet Explorer 9 Browser

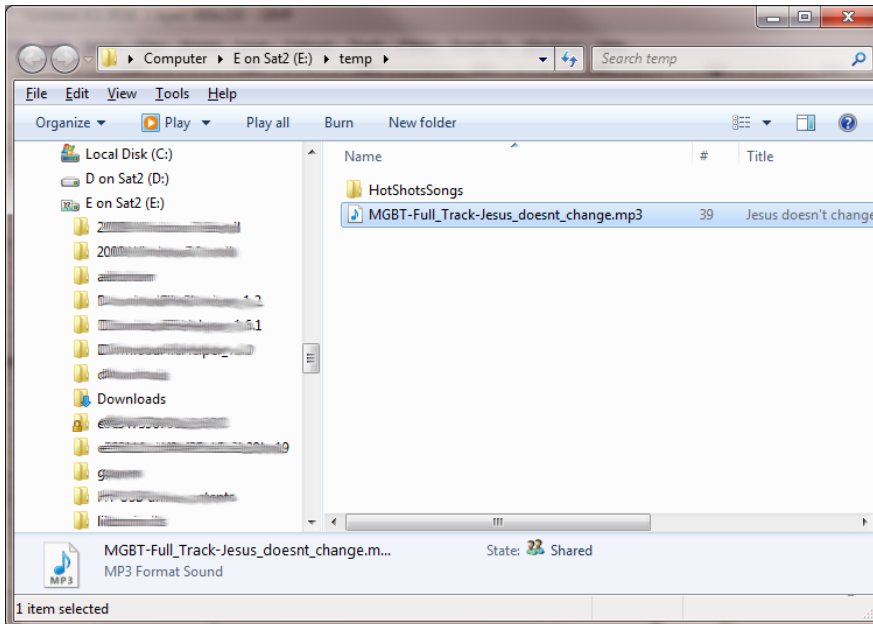
A box will appear at the bottom of the screen with download choices,
don't choose "open", do choose "save":



The download will happen, and the box will be replaced with another:
Choose "Open Folder" to see where your download is:

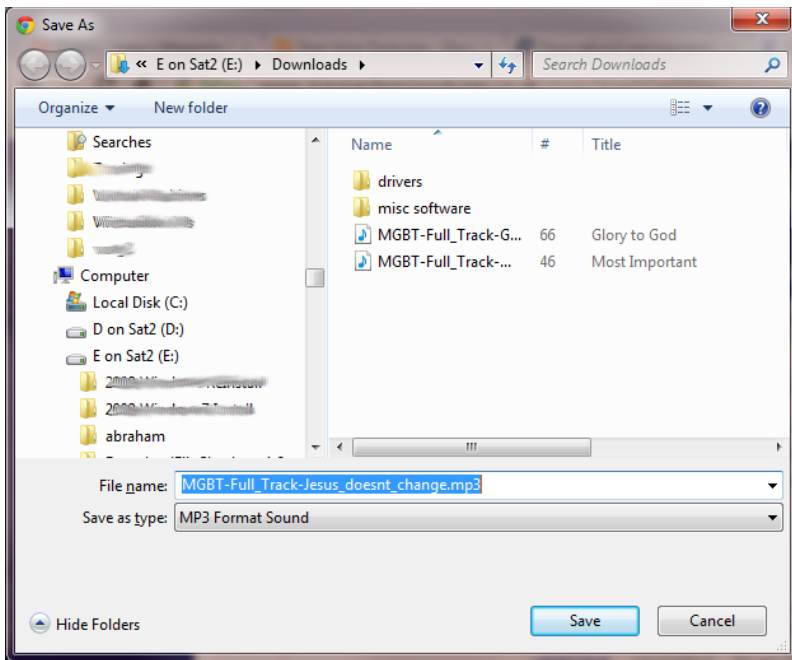


The folder will be shown, and you can access your download file:



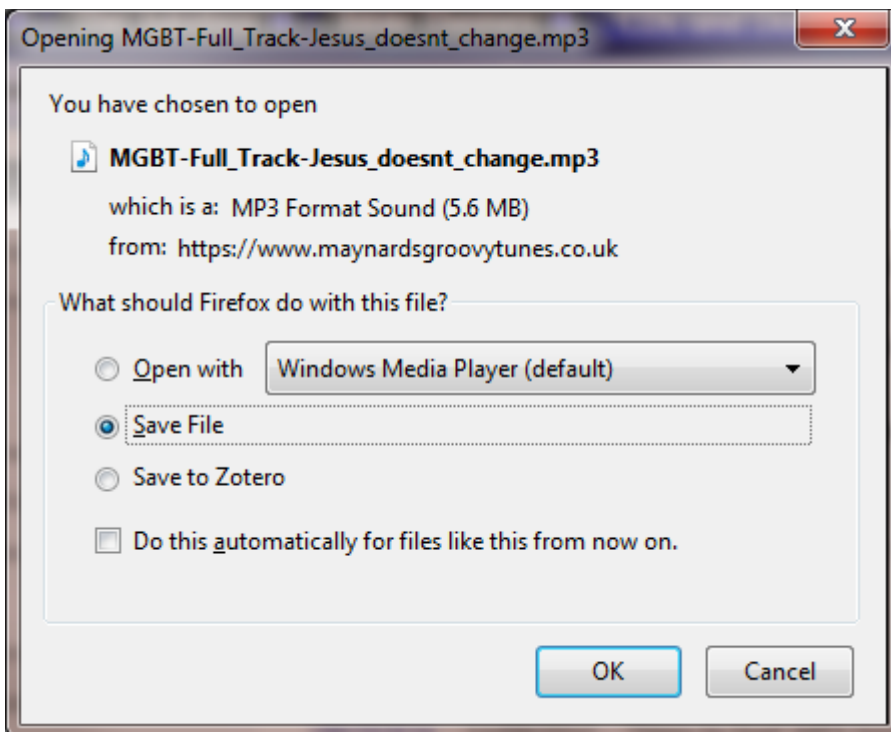
Google Chrome Browser

This will show a “Save As” Dialog – choose the folder where you want your file to go, and click “Save”

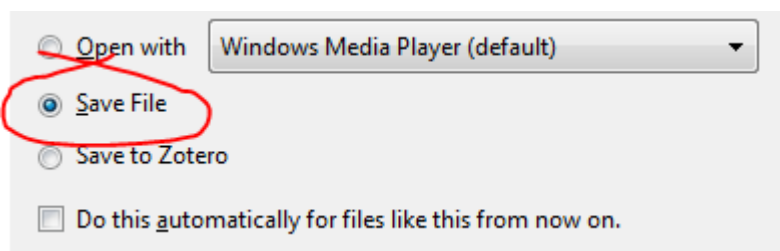


Firefox Browser

This will show an “Open File” Dialog – be careful: you **don’t want to open the file, you want to save it!**

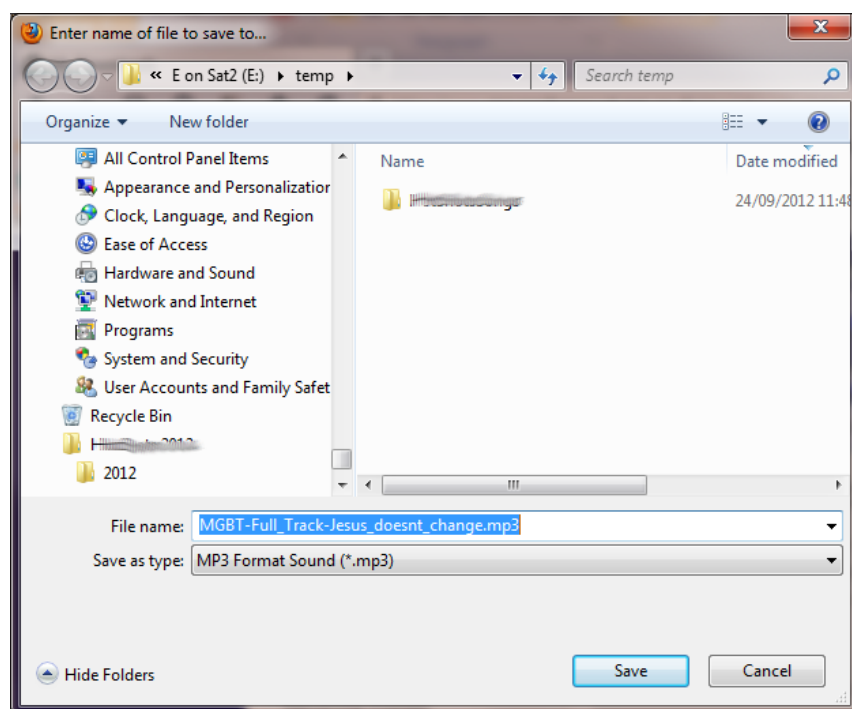


Make sure the “Save File” choice is selected

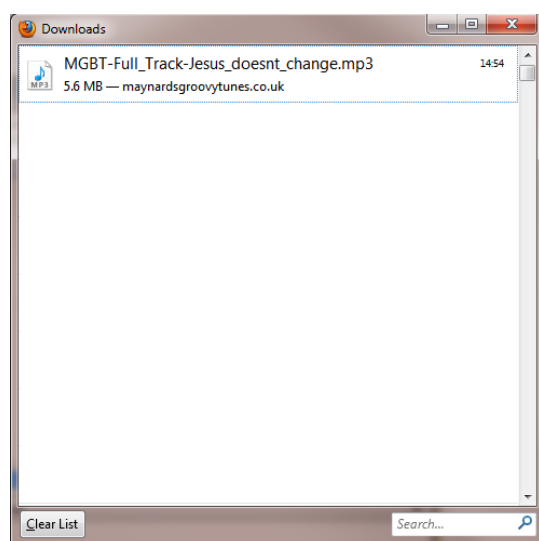


I also recommend that you **don't** select the “Do this automatically box”
Click “OK”, and then either:

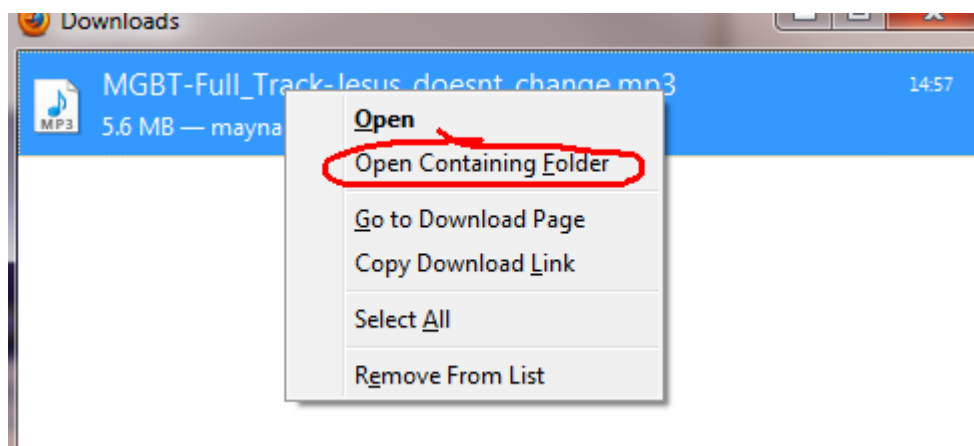
- (a) The file will download to your default download folder, or
- (b) You will be given a choice where to save it:



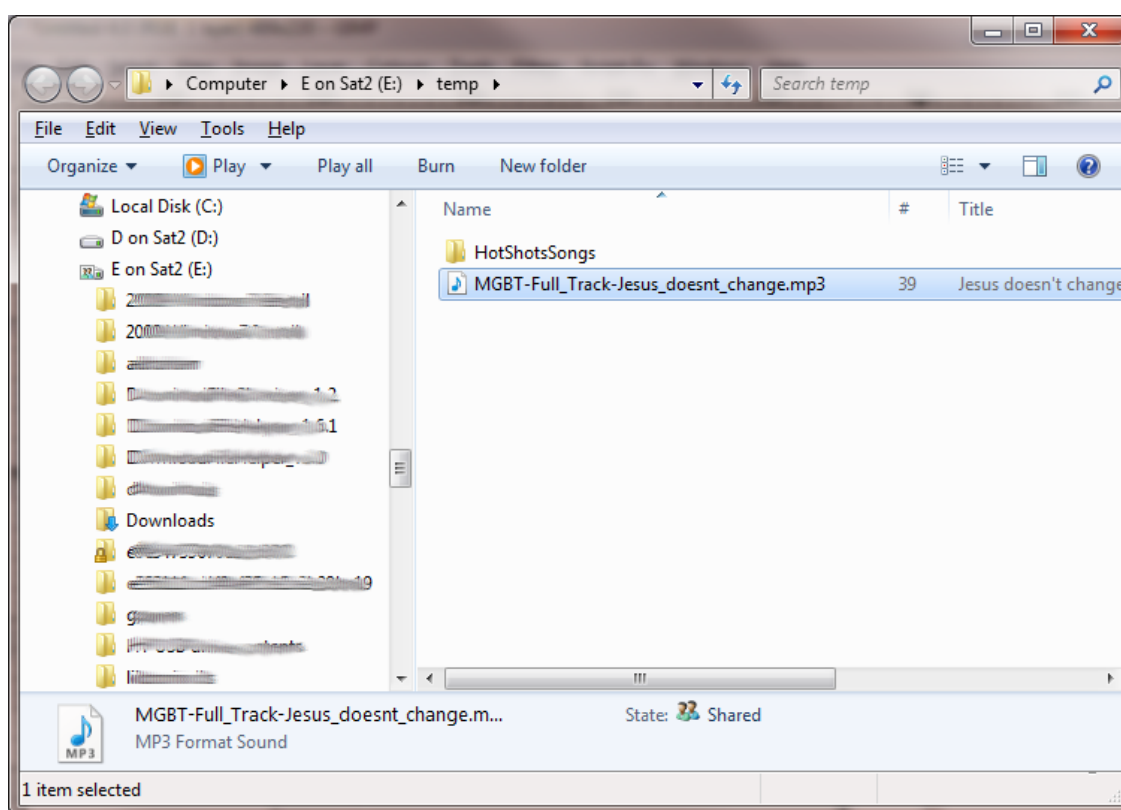
In either case, Firefox will show it's downloads window:



Right-Click the filename to get a dropdown menu, and select “Open Containing Folder”



Now you'll see your file, in the folder where you saved it:



3. From your Order Email

There will be a “download” link next to the file name – click it:



The screenshot shows a table with four columns: Item, Sku, Qty, and Subtotal. The first row contains the item name "Jesus doesn't change" Full Track MP3, the SKU MP3:FULL:JESUSDOESNTCHANGE, a quantity of 1, and a subtotal of £0.00. Below the table, there is a section titled "Download" followed by "Download Files:". Under this section, the file name "Jesus doesn't change Full Track MP3" is listed, followed by a link "File (download)". This link is circled in red.

Item	Sku	Qty	Subtotal
"Jesus doesn't change" Full Track MP3	MP3:FULL:JESUSDOESNTCHANGE	1	£0.00

Download

Download Files:

Jesus doesn't change Full Track MP3

File ([download](#))

You will be taken to your default browser.

If you are logged in to your MGBT store account, the link will go straight to the download – and you can follow the instructions per browser above.

If you are not logged in, the link will take you to “My Downloads” – and you can follow the instructions above.

Use your Download

Your Download will be one of three types, a [PDF file](#), an [MP3 file](#), or a [ZIP file](#)

1. PDF File

Double click the file, and Adobe Reader should open it. If you do not have Adobe Reader installed, use this link to get it free:

<http://get.adobe.com/reader/>

NB: Un-tick whatever other software they offer – it's not needed.

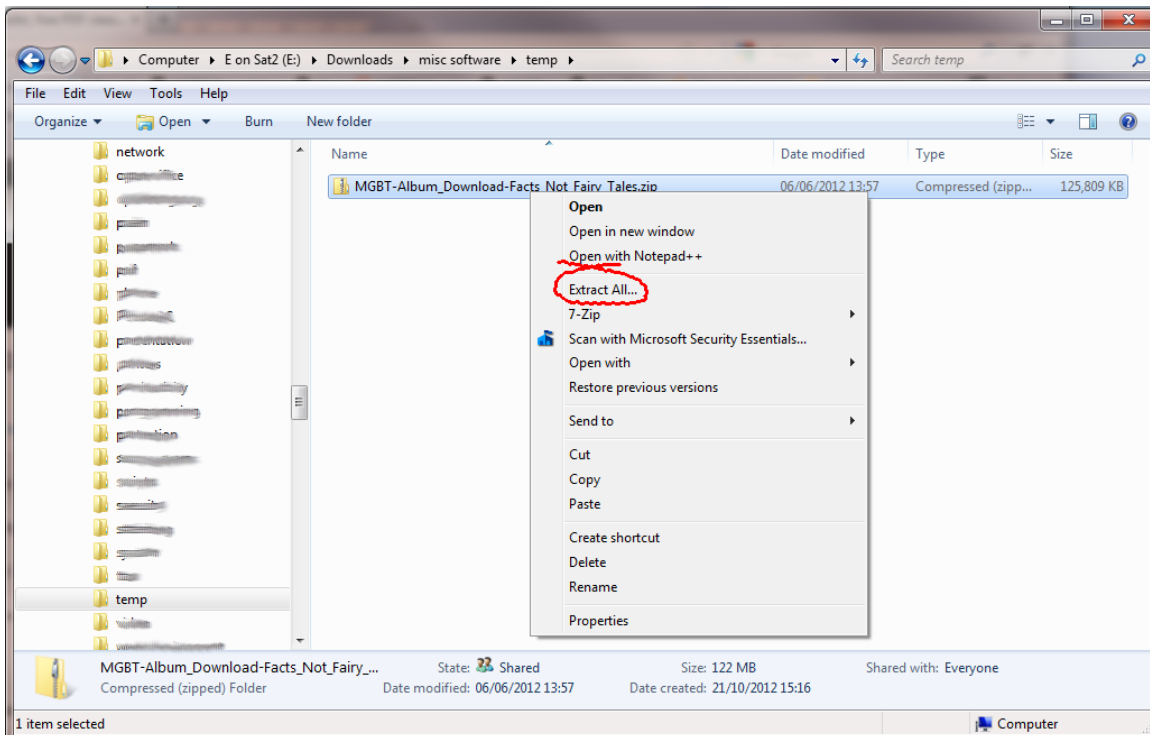
2. MP3 File

Double click the file, and your media player should play it.

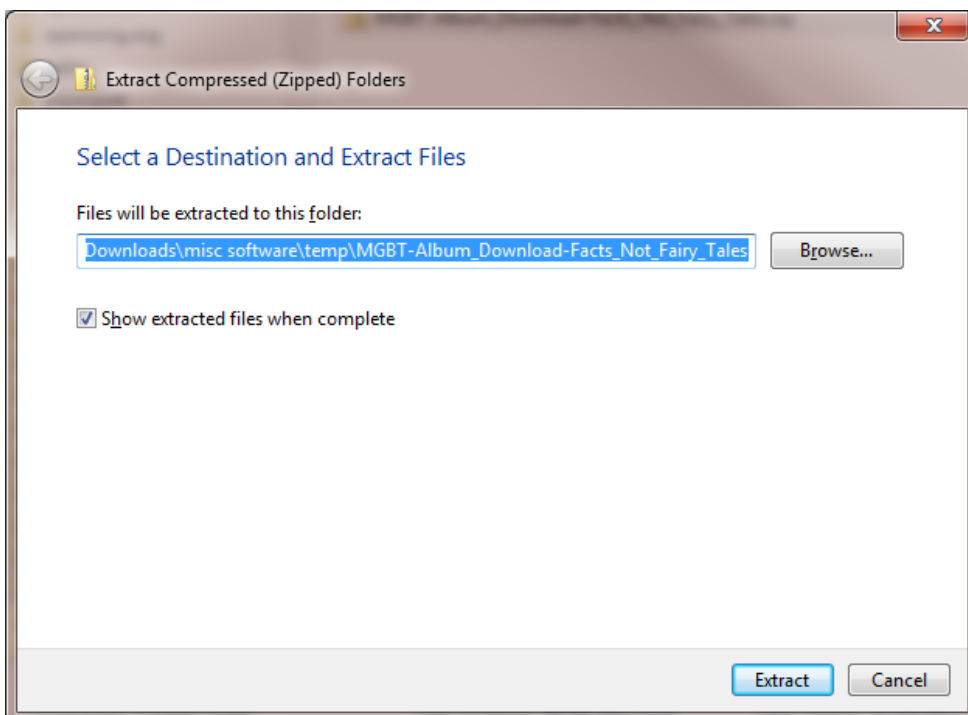
3. ZIP File

This will need “Extracting” – Windows 7 can do this for you:

View your file in its folder, and right-click it: a menu will appear, and one of the options will be “Extract All” – choose this.



Another dialog appears – where would you like to save your file?



Choose a destination, and click “Extract”, your files will appear in the location you chose.

Special Notes for iThing users

The iPad / iPhone doesn't like you downloading MP3 or ZIP files.

This leaves you with three options:

- Use your home computer to download the files, copy them to iTunes, then sync to your iThing
- Install a “download manager” app on your iThing, and see if that can cope with the download. (You'll have to use a search engine to find a “download manager” – e.g. [Google](#))
- Some of the MGBT songs are available on iTunes:

<https://itunes.apple.com/gb/artist/maynards-groovy-bible-tunes/id401937454>